



Luna Linen Fitted Sheet, Light Grey, Emperor








£160

Regular

£136

Membership

Available in

- | | |
|--|---|
|  Charcoal |  White |
|  Light Grey |  Mustard |
|  Rust |  Olive |
|  Sage | |

Sizes

Emperor, King, Double, Super King

Product details

The Luna Emperor fitted sheet is crafted from 100% natural flax-fibre linen grown in Europe and woven just outside of Porto. Once individually cut and sewn, each piece goes through a laundry process, which involves dyeing and stonewashing the linen to create a soft, unique and relaxed drape. Our Luna range is breathable and durable, making it ideal for a great night's sleep.

- 100% flax-fibre linen Emperor fitted sheet
- 200gsm
- Grown in Europe
- Woven in Portugal
- Breathable and durable
- Iron linen after washing to maintain its shape

Dimensions

Product dimensions: H200 x W200 x D30cm / H78.7 x W78.7 x D11.8"

Product weight: 1.5kg / 3.3lbs

Packaged or boxed dimensions: H37 x W42 x D52cm / H14.6 x W16.5 x D20.5"

Packaged or boxed weight: 7.8kg / 17.2lbs

Details

Care instructions: Machine wash at 30 degrees,
tumble dry low, do not use bleach,
iron at low temperature

Composition: 100% Linen

Construction: Woven

Fabric: Cotton

Handmade: Yes

Pile: Cotton