



Aline Serpentine Modular Sofa, Left Section, Grey Blue Velvet

£1,695



Regular

£1,441

Membership

Available in

- Velvet Rust
- Velvet Lichen
- Velvet Camel
- Velvet Royal Blue
- Velvet Porcelain
- Velvet Mustard
- Velvet Olive
- Velvet Taupe
- Velvet Antique Rose
- Velvet Grey Blue
- Boucle Natural



Dimensions

Product dimensions: H73.66 x W158.115 x D100.33cm / H29 x W62.3 x D39.5"

Product weight: 40.9kg / 90.2lbs

Packaged or boxed dimensions: H79 x W162 x D108cm / H31 x W63.8 x D42.5"

Packaged or boxed weight: 56.6kg / 124.8lbs

Details

Assembly required: Yes

Care instructions: Clean with a mild, water-free, dry-cleaning solvent. Ensure ample ventilation. Vacuum loose dirt from the surface of the

fabric. Wipe spills immediately with dry cloth.

Professional

cleaning recommended. Do not rub, as this could damage the

fabric

Composition: Frame: Engineered Hardwood. Filling: Foam with fiber. Feet: Beech. Fabric: 85% Cotton, 15% Polyester.

Fabric: 85% Cotton, 15% Polyester

Feet: Beech

Frame: Engineered hardwood

Removable cushions: No

Removable legs: No

Seat depth: 66cm

Seat height: 42.5cm

Seat width: 132.1cm

Spring count: 12



Aline Serpentine Modular Sofa, Right Section, Grey Blue Velvet

£1,695



Regular

£1,441

Membership

Available in

- Velvet Rust
- Velvet Lichen
- Velvet Camel
- Velvet Royal Blue
- Velvet Porcelain
- Velvet Mustard
- Velvet Olive
- Velvet Taupe
- Velvet Antique Rose
- Velvet Grey Blue
- Boucle Natural



Dimensions

Product dimensions: H73.66 x W158.115 x D100.33cm / H29 x W62.3 x D39.5"

Product weight: 40.9kg / 90.2lbs

Packaged or boxed dimensions: H79 x W162 x D108cm / H31 x W63.8 x D42.5"

Packaged or boxed weight: 56.6kg / 124.8lbs

Details

Assembly required: Yes

Care instructions: Clean with a mild, water-free, dry-cleaning solvent. Ensure ample ventilation. Vacuum loose dirt from the surface of the

fabric. Wipe spills immediately with dry cloth.

Professional

cleaning recommended. Do not rub, as this could damage the

fabric

Composition: Frame: Engineered Hardwood. Filling: Foam with fiber. Feet: Beech. Fabric: 85% Cotton, 15% Polyester.

Fabric: 85% Cotton, 15% Polyester

Feet: Beech

Frame: Engineered hardwood

Removable cushions: No

Removable legs: No

Seat depth: 66cm

Seat height: 42.5cm

Seat width: 132.1cm

Spring count: 12



Aline Serpentine Modular Sofa, Middle Section, Grey Blue Velvet

£1,695



Regular

£1,441

Membership

Available in

- Velvet Rust
- Velvet Lichen
- Velvet Camel
- Velvet Royal Blue
- Velvet Porcelain
- Velvet Mustard
- Velvet Olive
- Velvet Taupe
- Velvet Antique Rose
- Velvet Grey Blue
- Boucle Natural



Dimensions

Product dimensions: H73.66 x W181.61 x D106.68cm / H29 x W71.5 x D42"

Product weight: 51.4kg / 113.3lbs

Packaged or boxed dimensions: H79 x W112 x D192cm / H31 x W44 x D75.5"

Packaged or boxed weight: 68.9kg / 151.9lbs

Details

Assembly required: Yes

Care instructions: Clean with a mild, water-free, dry-cleaning solvent. Ensure ample ventilation. Vacuum loose dirt from the surface of the

fabric. Wipe spills immediately with dry cloth.

Professional

cleaning recommended. Do not rub, as this could damage the

fabric

Composition: Frame: Engineered Hardwood. Filling: Foam with fiber. Feet: Beech. Fabric: 85% Cotton, 15% Polyester.

Fabric: 85% Cotton, 15% Polyester

Feet: Beech

Frame: Engineered hardwood

Removable cushions: No

Removable legs: No

Seat depth: 61cm

Seat height: 42.5cm

Seat width: 101.6cm

Spring count: 12